

HORTON 623 AMBULANCE
Overall Length
Overall Width
Overall Body Height
Min Body Ground Clearance
Track Width
Lock-to-lock time
Max Steering Angle (Virtual)

25.480ft
8.000ft
9.360ft
0.976ft
7.220ft
6.00s
46.60°

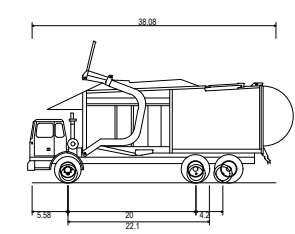
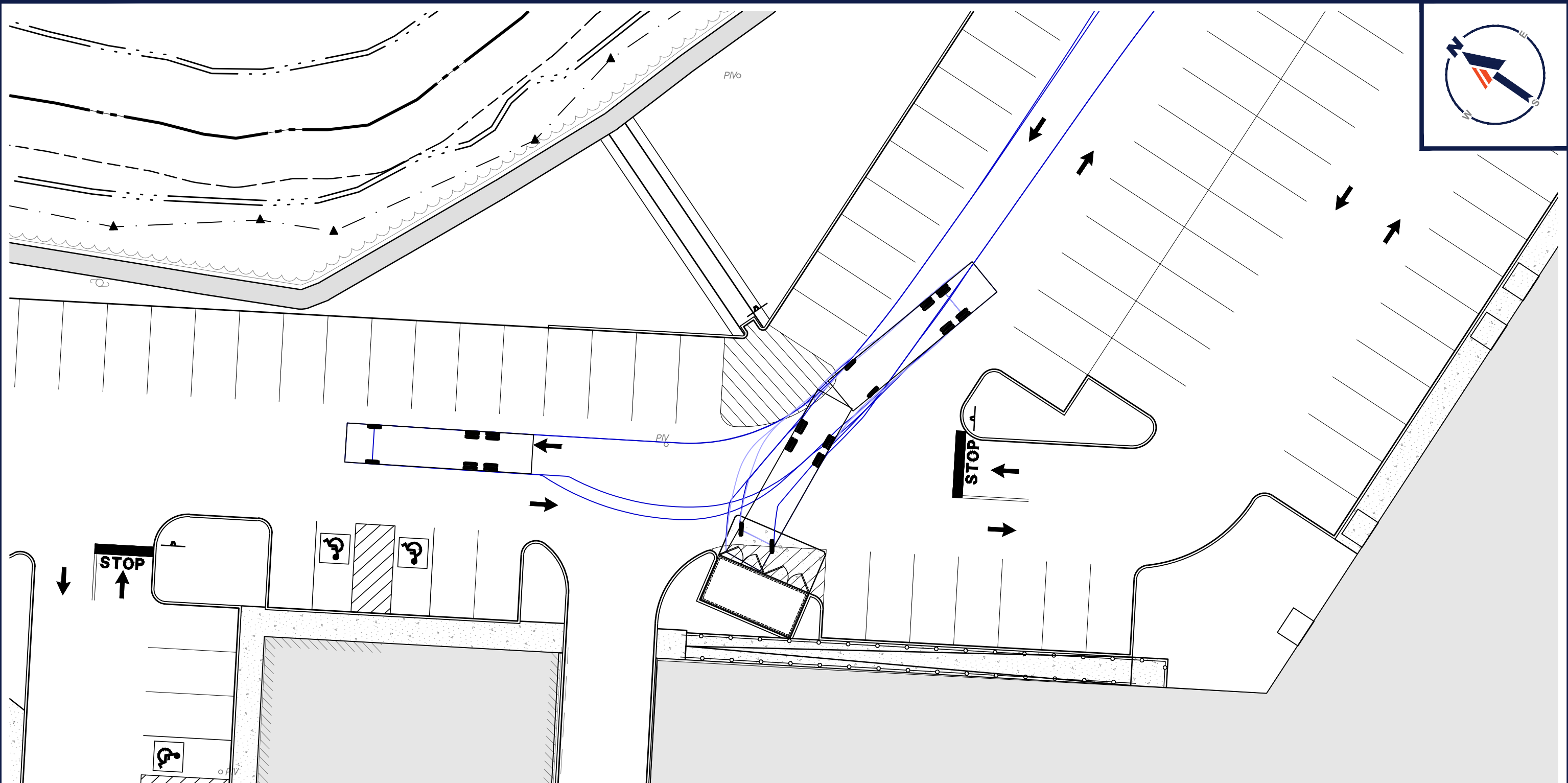

AMBULANCE TURN EXHIBIT

50 MAIN STREET
ASHLAND, MA

PREPARED BY

BOHLER //

SCALE: 1"=60' DATE: 4/17/2025



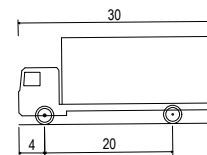
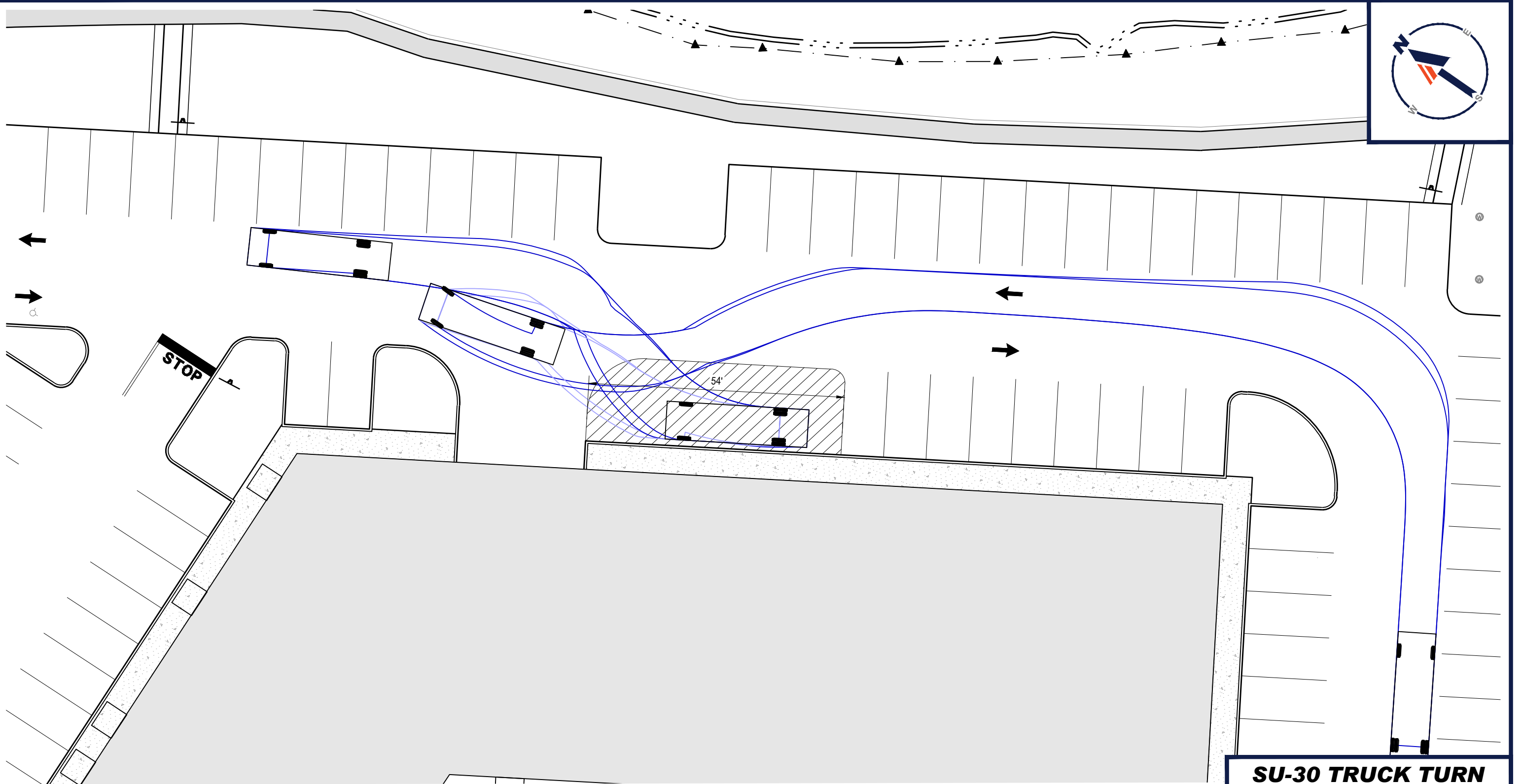
38' FRONT LOAD GARBAGE TRUCK
 Overall Length 38.08ft
 Overall Width 8.00ft
 Overall Body Height 22.126ft
 Min Body Ground Clearance 1.453ft
 Track Width 8.000ft
 Lock-to-lock time 6.00s
 Max Steering Angle (Virtual) 27.40°

**GARBAGE TRUCK
 TURN EXHIBIT**

50 MAIN STREET
 ASHLAND, MA

PREPARED BY
BOHLER

SCALE: 1"=60' DATE: 4/17/2025



SU-30 - Single Unit Truck
 Overall Length 30.000ft
 Overall Width 8.000ft
 Overall Body Height 13.500ft
 Min Body Ground Clearance 1.367ft
 Track Width 8.000ft
 Lock-to-lock time 5.00s
 Max Steering Angle (Virtual) 31.80°

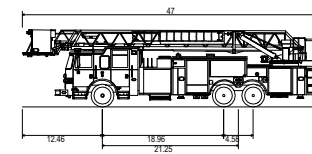
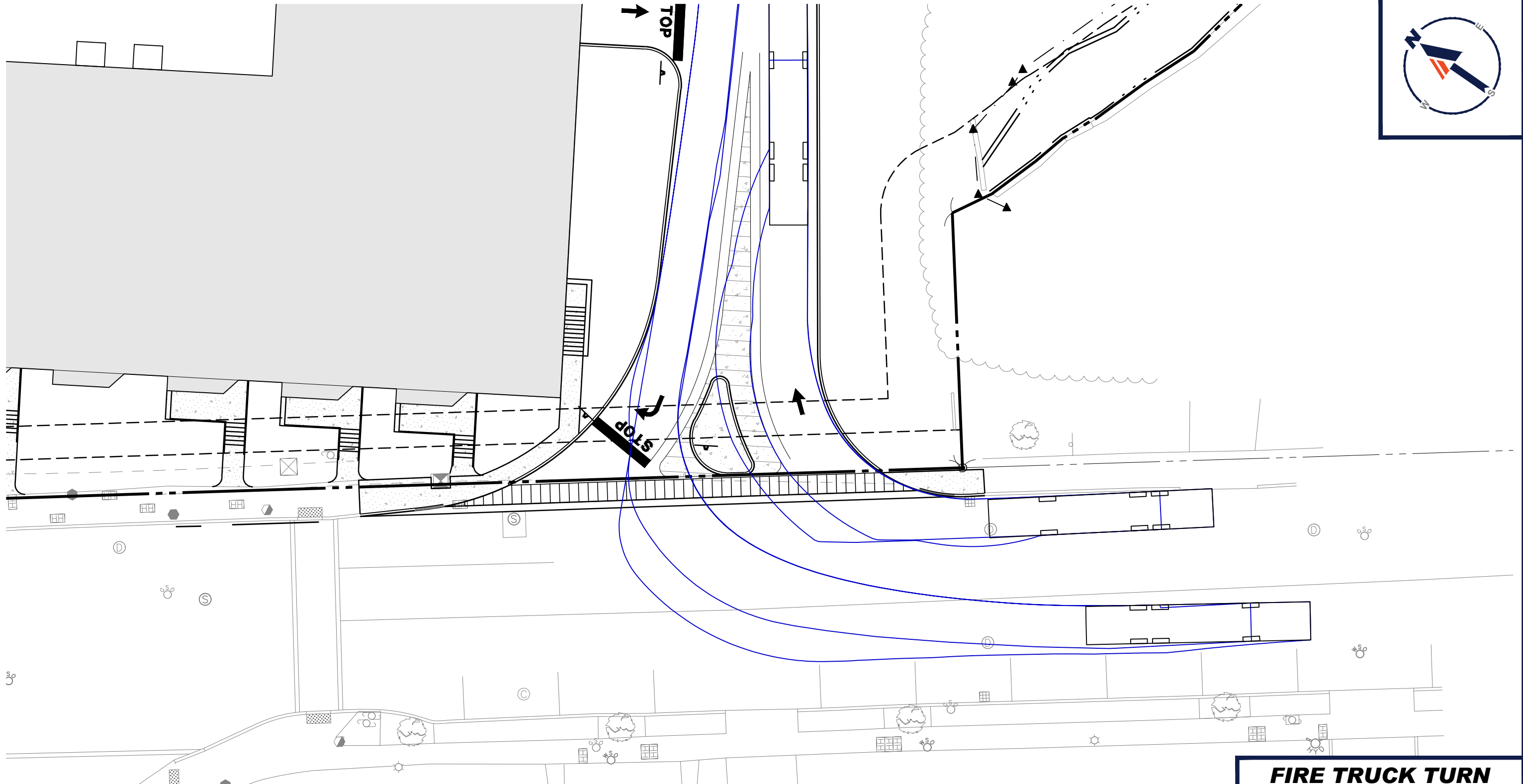
SU-30 TRUCK TURN EXHIBIT

50 MAIN STREET
 ASHLAND, MA

PREPARED BY

BOHLER //

SCALE: 1"=60' DATE: 4/17/2025



FRAMINGHAM, MA FIRE TRUCK
Overall Length 47.000ft
Overall Width 8.000ft
Overall Body Height 12.047ft
Min Body Ground Clearance 1.122ft
Track Width 8.000ft
Lock-to-lock time 6.00s
Wall to Wall Turning Radius 50.830ft

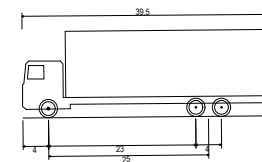
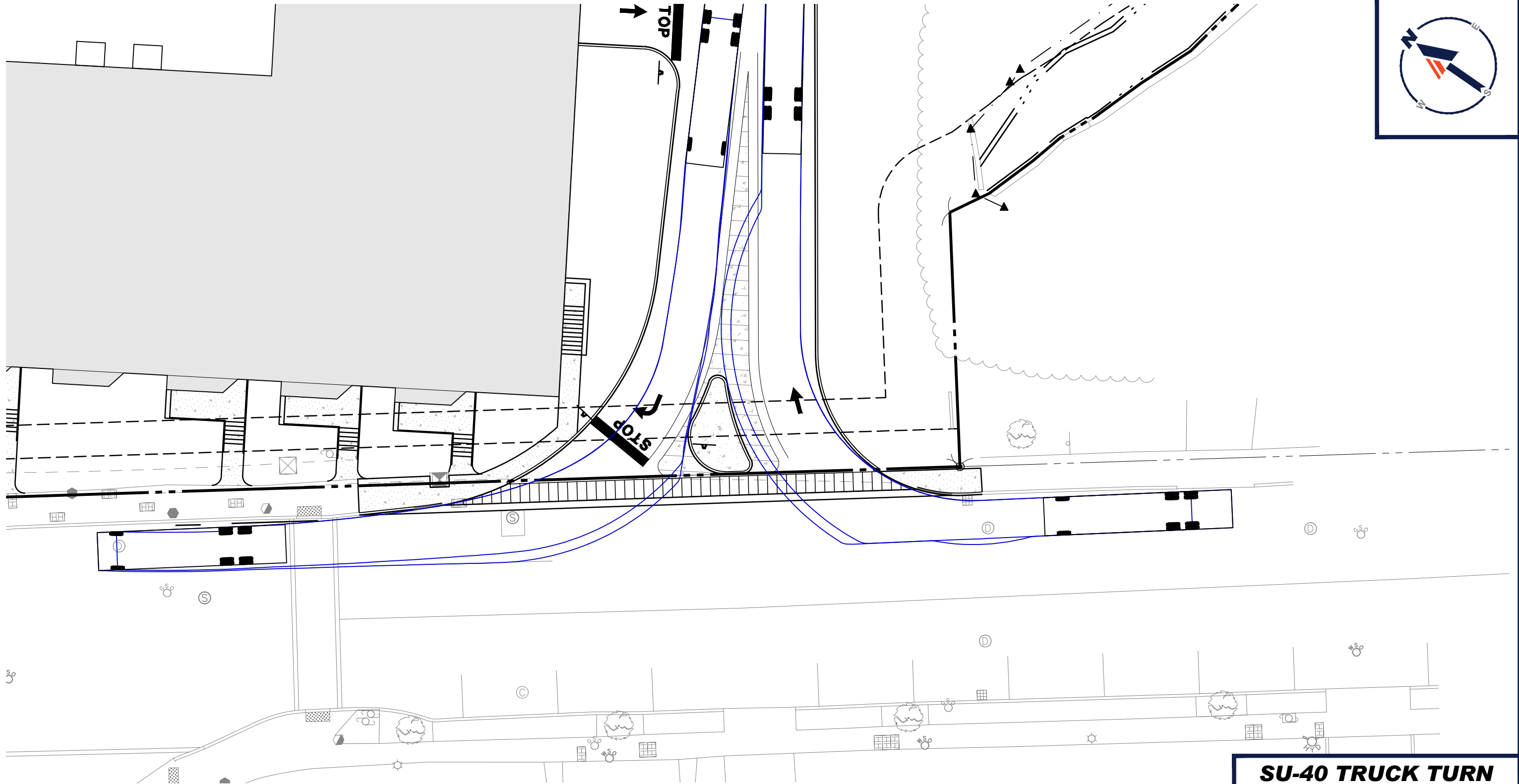
FIRE TRUCK TURN EXHIBIT

50 MAIN STREET
ASHLAND, MA

PREPARED BY

BOHLER //

SCALE: 1"=60' DATE: 4/17/2025



SU-40 - Single Unit Truck
 Overall Length
 Overall Width
 Overall Body Height
 Min Body Ground Clearance
 Track Width
 Lock-to-lock time
 Max Steering Angle (Virtual)

39.500ft
 8.000ft
 13.500ft
 1.367ft
 8.000ft
 5.00s
 31.80°

SU-40 TRUCK TURN EXHIBIT

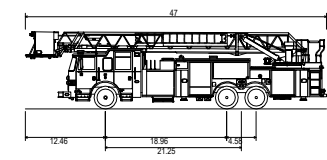
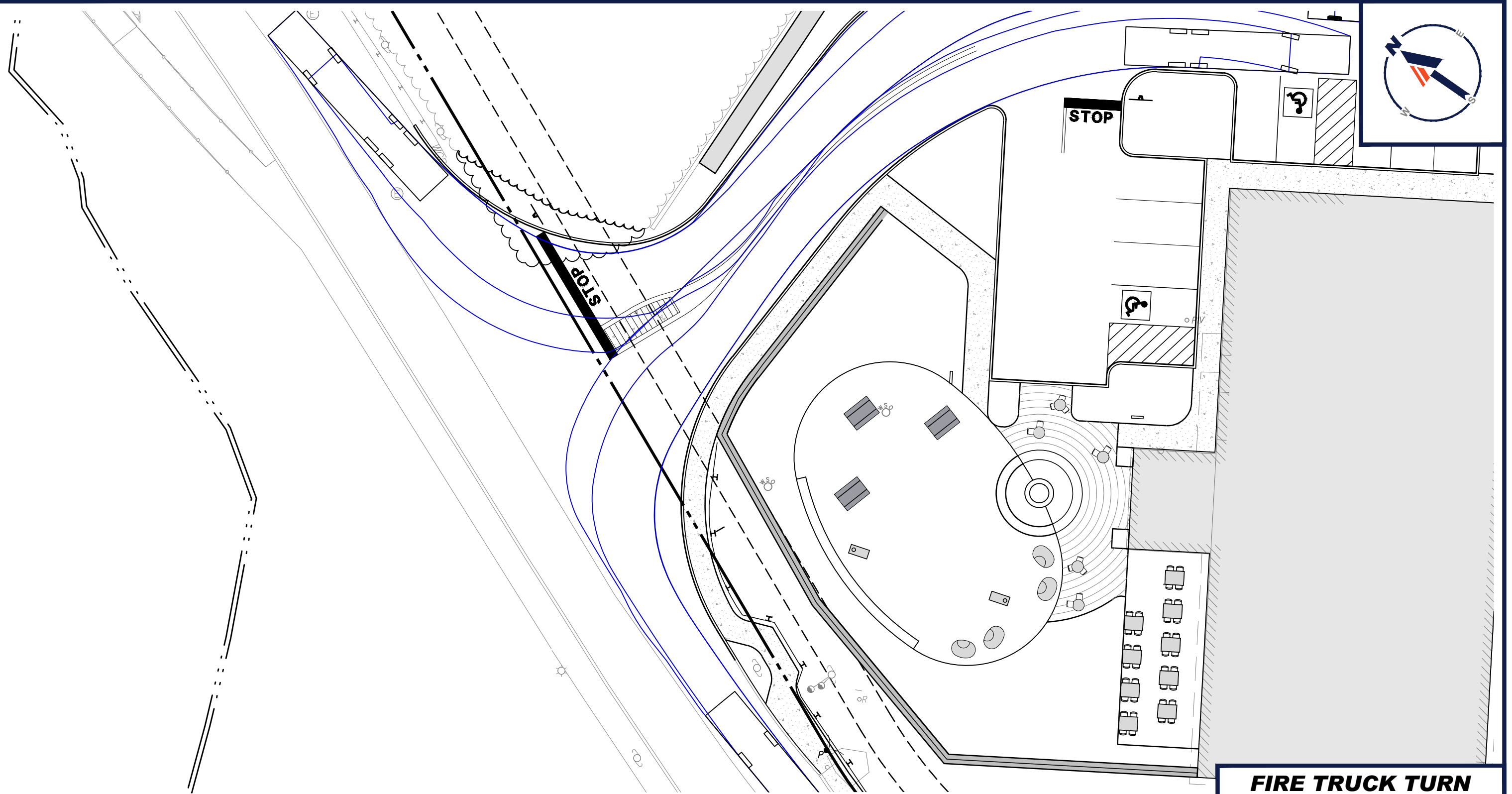
50 MAIN STREET
 ASHLAND, MA

PREPARED BY

BOHLER //

SCALE: 1"=60' DATE: 4/17/2025

P:\2023\MAA230359\00\CAD\Drawings\Exhibits\Exhibit A\IP-EXHA-TRUCK-MAA230359_00-0c.dwg



FRAMINGHAM, MA FIRE TRUCK
 Overall Length 47.000ft
 Overall Width 12.46ft
 Overall Body Height 12.047ft
 Min Body Ground Clearance 1.122ft
 Track Width 8.000ft
 Lock-to-lock time 6.00s
 Wall to Wall Turning Radius 50.830ft

FIRE TRUCK TURN EXHIBIT

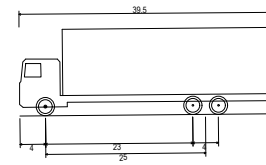
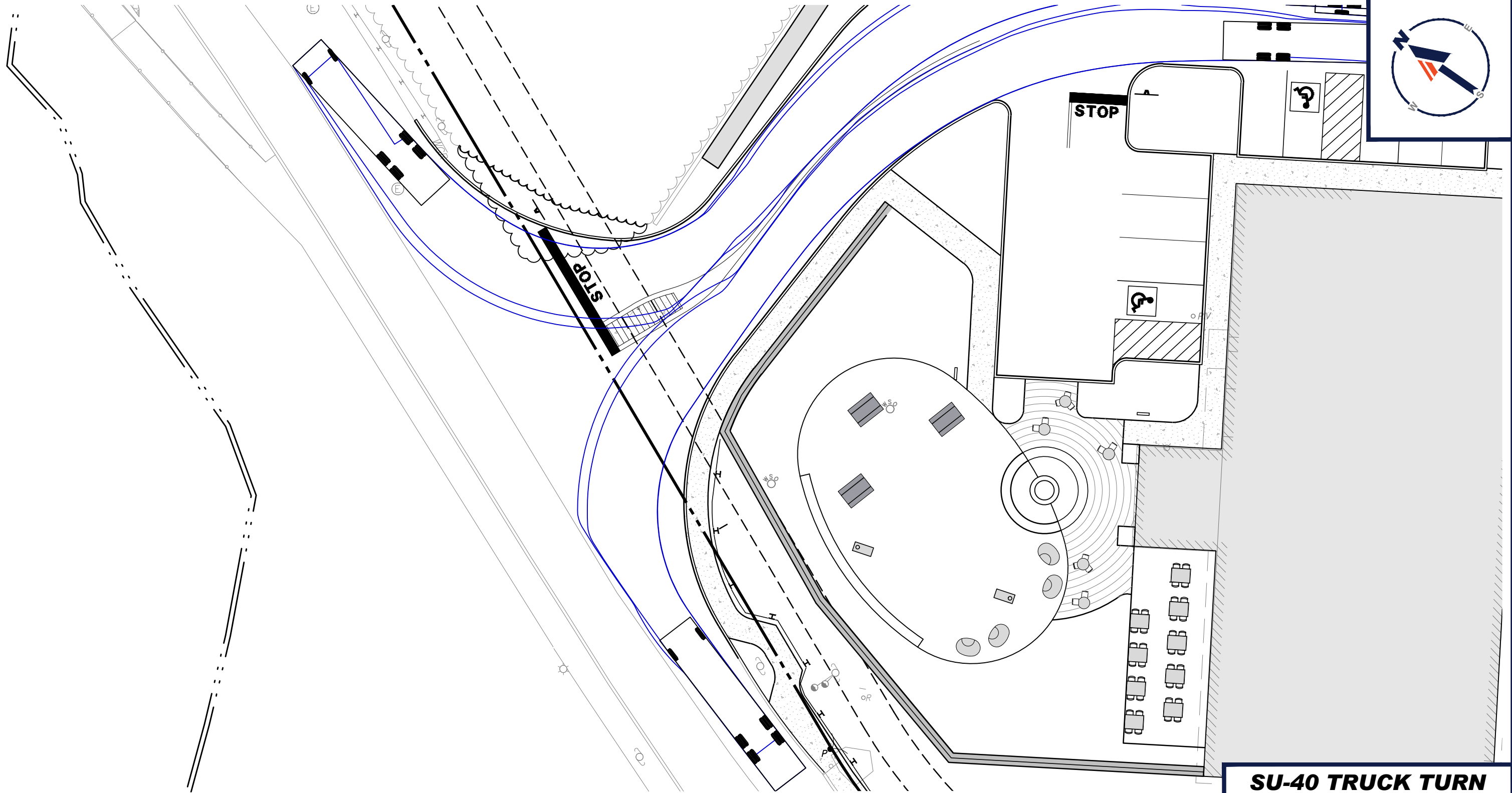
50 MAIN STREET
 ASHLAND, MA

PREPARED BY

BOHLER //

SCALE: 1"=60' DATE: 4/17/2025

P:\2023\MAA230359.00\CAD\Drawings\Exhibits\Exhibit A\IP-EXHA-TRCK-MAA230359.00-0c.dwg



SU-40 - Single Unit Truck
 Overall Length 39.500ft
 Overall Width 8.000ft
 Overall Body Height 13.500ft
 Min Body Ground Clearance 1.367ft
 Track Width 8.000ft
 Lock-to-lock time 5.00s
 Max Steering Angle (Virtual) 31.80°

39.500ft
 8.000ft
 13.500ft
 1.367ft
 8.000ft
 5.00s
 31.80°

SU-40 TRUCK TURN EXHIBIT

50 MAIN STREET
 ASHLAND, MA

PREPARED BY

BOHLER //

SCALE: 1"=60' DATE: 4/17/2025