

L101, L201


L100, L200

PROPOSED BUILDING

MEMORIAL DRIVE

WEST UNION STREET

MATCH LINE



REV. NO.	DATE	DESCRIPTION

OVERALL
LANDSCAPE
CONCEPT PLAN

DRAWN: --
CHECKED: --
SCALE: AS NOTED
DATE: --
L001



PLANTING NOTES

- DURING CONSTRUCTION, PROTECT ALL EXISTING SITE FEATURES, STRUCTURES AND UTILITIES.
- PLANTS SHALL BE TRUE TO SPECIES AND VARIETY SPECIFIED AND NURSERY GROWN IN ACCORDANCE WITH THE AMERICAN STANDARD FOR NURSERY STOCK UNDER CLIMATIC CONDITIONS SIMILAR TO THOSE IN THE LOCALITY OF THE PROJECT. SUBSTITUTIONS WILL BE PERMITTED ONLY IF APPROVED BY THE LANDSCAPE ARCHITECT.
- LANDSCAPE ARCHITECT APPROVAL IS REQUIRED BEFORE PLANT MATERIAL IS PURCHASED. LANDSCAPE ARCHITECT RESERVES THE RIGHT TO SEE ALL MATERIAL IN PERSON AT THE NURSERY. IF TRAVEL OUTSIDE OF MA IS REQUIRED, LANDSCAPE ARCHITECT'S TRAVEL COSTS SHALL BE PAID FOR BY THE CONTRACTOR.
- ALL EXPOSED BURLAP, WIRE BASKETS AND OTHER MATERIALS ATTACHED TO PLANTS SHALL BE REMOVED PRIOR TO PLANTING. CARE SHALL BE TAKEN NOT TO DISTURB THE ROOT BALL OF PLANTS.
- THOROUGHLY WATER ALL PLANTS IMMEDIATELY AFTER PLANTING.
- WHERE DISCREPANCIES IN QUANTITIES OCCUR, DRAWINGS SUPERCEDE PLANT NOTES AND SCHEDULE.
- TRANSPLANTING SHALL BE DONE IN ACCORDANCE WITH THE AMERICAN STANDARD FOR NURSERY STOCK.
- LOAM USED IN PLANT BEDS SHALL BE UNIFORM IN COMPOSITION, FREE FROM SUBSOIL, STONES LARGER THAN 1", NOXIOUS SEEDS AND SUITABLE FOR THE SUPPORT OF VEGETATIVE GROWTH. THE pH VALUE SHALL BE BETWEEN 5.5 AND 6.5.
- MULCH IN TREE AND SHRUB BEDS SHALL BE NATURAL, NATIVE HEMLOCK MULCH FREE OF GROWTH OR GERMINATION INHIBITING INGREDIENTS. SUBMIT SAMPLES FOR APPROVAL.
- LOCATIONS FOR PLANTS AND/OR OUTLINE OF AREAS TO BE PLANTED ARE TO BE STAKED OUT AT THE SITE FOR APPROVAL BY THE LANDSCAPE ARCHITECT.
- SOIL DEPTHS: a.) SHRUBS AND PERENNIAL BEDS: 18" MIN.; b.) GROUNDCOVER: 6" MIN.; c.) TREES: SEE DETAIL; d.) SOD/SEED: 6" MIN.
- PROVIDE A SUBSURFACE ROOTBALL ANCHOR BY PLATYPUS EARTH ANCHORS, SIZE FOR CALIPER

SYM	QTY	LATIN NAME	COMMON NAME	SIZE	NOTES
PLANT SCHEDULE					
SHADE TREES					
AF	3	ACER X FREEMANII 'ARMSTRONG'	ARMSTRONG MAPLE	2.5"-3" CAL.	B&B, 6' CLEAR BRANCHING
AR	21	ACER RUBRUM	RED MAPLE	2.5"-3" CAL.	B&B, 6' CLEAR BRANCHING
CC	2	CERCIS CANADENSIS	EASTERN REDBUD	7'-8' HT	B&B, SPECIMEN
CF	4	CORNUS FLORIDA	FLOWERING DOGWOOD	7'-8' HT	B&B, SPECIMEN
GT	7	GLEDITSEA TRICANTHOS 'SKYLINE'	SKYLINE HONEYLOCUST	2.5"-3" CAL.	B&B, 6' CLEAR BRANCHING
NS	9	NYSSA SYLVATICA	BLACK TUPELO	2.5"-3" CAL.	B&B, 6' CLEAR BRANCHING
QB	6	QUERCUS BICOLOR	SWAMP WHITE OAK	2.5"-3" CAL.	B&B, 6' CLEAR BRANCHING
UA	10	ULMUS AMERICANA 'PRINCETON'	PRINCETON ELM	2.5"-3" CAL.	B&B, 6' CLEAR BRANCHING
EVERGREEN TREES					
PG	22	PICEA GLAUCA	WHITE SPRUCE	7'-8' HT	B&B
TP	12	THUJA PLICATA 'GREEN GIANT'	GREEN GIANT ARBORVITAE	7'-8' HT	B&B
SHRUBS AND GROUNDCOVERS					
CA	10	CLETHERA ALNIFOLIA 'HUMMINGBIRD'	SWEET PEPPERBUSH	5 GAL.	36" O.C., B&B
CP	8	COMPTONIA PERGRINA	SWEET FERN	3 GAL.	36" O.C., B&B
CS	55	CORNUS SERICEA 'ARCTIC FIRE'	RED TWIG DOGWOOD	5 GAL.	48" O.C., B&B
CS1	15	CORNUS SERICEA 'KELSEY'	DWARF RED TWIG DOGWOOD	5 GAL.	30" O.C., B&B
HQ	25	HYDRANGEA QUERCIFOLIA	OAKLEAF HYDRANGEA	5 GAL.	48" O.C., B&B
JG	166	ILEX GLABRA 'SHAMROCK'	SHAMROCK INKBERRY	5 GAL.	48" O.C., B&B
JV	14	ILEX VERTICILLATA	WINTERBERRY HOLLY	5 GAL.	48" O.C., B&B
MP	66	MYRICA PENNSYLVANICA	BAYBERRY	5 GAL.	48" O.C., B&B
RG	51	RHUS AROMATICA 'GRO LOW'	FRAGRANT SUMAC	3 GAL.	36" O.C., B&B
VA	20	VIBURNUM ACERIFOLIUM	MAPLE LEAF VIBURNUM	5 GAL.	48" O.C., B&B
VD	11	VIBURNUM DENTATUM	ARROWWOOD VIBURNUM	5 GAL.	48" O.C., B&B
PERENNIALS AND ORNAMENTAL GRASSES					
AI	73	ASTILBE JAPONICA 'MONTGOMERY'	MONTGOMERY ASTILBE	1 GAL.	18" O.C. CONTAINER
CM	70	CAREX MARROVILII	JAPANESE GRASS SEDGE	1 GAL.	18" O.C. CONTAINER
EP	82	ECHINACEA PUPUREA	PURPLE CONEFLOWER	1 GAL.	18" O.C. CONTAINER
IL	130	LIRIOPE SPICATA	LILY TURF	1 GAL.	18" O.C. CONTAINER
NW	57	NEPETA X FAASSENII 'WALKERS LOW'	CATMINT	1 GAL.	18" O.C. CONTAINER
PA	156	PEROVSKIA ATRIPLICIFOLIA 'LITTLE SPIRE'	LITTLE SPIRE RUSSIAN SAGE	1 GAL.	18" O.C. CONTAINER
PH	177	PENNISETUM ALOPECUROIDES 'HAMELIN'	HAMELIN FOUNTAIN GRASS	1 GAL.	18" O.C. CONTAINER
PV	212	PANICUM VIRGATUM 'SHEPHERD'S'	SWITCHGRASS	1 GAL.	30" O.C. CONTAINER
RF	166	RUDBECKIA FULGIDA 'GOLDSTURM'	BLACK EYED SUSAN	1 GAL.	18" O.C. CONTAINER
TC	51	TIARELLA CORDIFOLIA	FOAMFLOWER	1 GAL.	18" O.C. CONTAINER

LIGHTING SCHEDULE

SYMBOL	LABEL	MODEL	MOUNT	DESCRIPTION	OPTIONS	ARRANGEMENT
	XDL1	PRESCOLITE LTR-6RD LTR-6RD-H-ML20L-DMT_LTR-6RF-T-ML2765T9WDS	RECESSED CEILING	COVERED ENTRY DOWNLIGHT	COLOR: BLACK	SINGLE
	XP1	BEACON RATIO SERIES RAR1-160-100-3K-4F	CONCRETE FOOTING	PARKING POLE LIGHT	COLOR: BLACK	SINGLE
	XP2	BEACON RATIO SERIES RAR1-160-100-3K-4F	CONCRETE FOOTING	PARKING POLE LIGHT	COLOR: BLACK	DOUBLE
	XP3	BEACON RATIO SERIES RAR1-160-100-3K7-4W-HSS-90-B	CONCRETE FOOTING	PARKING POLE LIGHT	COLOR: BLACK	SINGLE
	XP4	BEACON RATIO SERIES RAR-160-100-3K7-4W-BC	CONCRETE FOOTING	PARKING POLE LIGHT	COLOR: BLACK	SINGLE
	XP5	BEACON RATIO SERIES RAR-160-100-3K7-2-BC	CONCRETE FOOTING	PARKING POLE LIGHT	COLOR: BLACK	SINGLE
	XW1	BEACON RATIO WALL RWL1-48L-25-3K7-3-U	WALL MOUNT	WALL MOUNTED LIGHT	COLOR: BLACK	SINGLE
	XW2	BEACON RATIO WALL RWL1-48L-25-3K7-4W-U	WALL MOUNT	WALL MOUNTED LIGHT	COLOR: BLACK	SINGLE

CONTACT: ILLUMINATE, STEVE PRUDHOMME, (617) 947-8996; SUBMIT CUT SHEETS FOR APPROVAL



MDLA
LANDSCAPE ARCHITECTURE

MICHAEL D'ANGELO
LANDSCAPE ARCHITECTURE, LLC

840 SUMNER STREET
SUITE 201A
BOSTON, MA 02127
1.303.592.4788
www.m-d-la.com

55 WEST UNION STREET
ASHLAND, MASSACHUSETTS
NOT FOR CONSTRUCTION

STAMP
MASSACHUSETTS
REGISTERED LANDSCAPE ARCHITECT
NO. 4008
MICHAEL D'ANGELO

REV. NO. DATE DESCRIPTION

LANDSCAPE PLANTING AND LIGHTING ENLARGEMENT

DRAWN: --
CHECKED: --
SCALE: AS NOTED
DATE: --

L100

SHEET 00 OF 00

plot date: 7/16/2025

PLANTING NOTES

- DURING CONSTRUCTION, PROTECT ALL EXISTING SITE FEATURES, STRUCTURES AND UTILITIES.
- PLANTS SHALL BE TRUE TO SPECIES AND VARIETY SPECIFIED AND NURSERY GROWN IN ACCORDANCE WITH THE AMERICAN STANDARD FOR NURSERY STOCK UNDER CLIMATIC CONDITIONS SIMILAR TO THOSE IN THE LOCALITY OF THE PROJECT. SUBSTITUTIONS WILL BE PERMITTED ONLY IF APPROVED BY THE LANDSCAPE ARCHITECT.
- LANDSCAPE ARCHITECT APPROVAL IS REQUIRED BEFORE PLANT MATERIAL IS PURCHASED. LANDSCAPE ARCHITECT RESERVES THE RIGHT TO SEE ALL MATERIAL IN PERSON AT THE NURSERY. IF TRAVEL OUTSIDE OF MA IS REQUIRED, LANDSCAPE ARCHITECT'S TRAVEL COSTS SHALL BE PAID FOR BY THE CONTRACTOR.
- ALL EXPOSED BURLAP, WIRE BASKETS AND OTHER MATERIALS ATTACHED TO PLANTS SHALL BE REMOVED PRIOR TO PLANTING. CARE SHALL BE TAKEN NOT TO DISTURB THE ROOT BALL OF PLANTS.
- THOROUGHLY WATER ALL PLANTS IMMEDIATELY AFTER PLANTING.
- WHERE DISCREPANCIES IN QUANTITIES OCCUR, DRAWINGS SUPERCEDE PLANT NOTES AND SCHEDULE.
- TRANSPLANTING SHALL BE DONE IN ACCORDANCE WITH THE AMERICAN STANDARD FOR NURSERY STOCK.
- LOAM USED IN PLANT BEDS SHALL BE UNIFORM IN COMPOSITION, FREE FROM SUBSOIL, STONES LARGER THAN 1". NOXIOUS SEEDS AND SUITABLE FOR THE SUPPORT OF VEGETATIVE GROWTH. THE pH VALUE SHALL BE BETWEEN 5.5 AND 6.5.
- MULCH IN TREE AND SHRUB BEDS SHALL BE NATURAL, NATIVE HEMLOCK MULCH FREE OF GROWTH OR GERMINATION INHIBITING INGREDIENTS. SUBMIT SAMPLES FOR APPROVAL.
- LOCATIONS FOR PLANTS AND/OR OUTLINE OF AREAS TO BE PLANTED ARE TO BE STAKED OUT AT THE SITE FOR APPROVAL BY THE LANDSCAPE ARCHITECT.
- SOIL DEPTHS: a.) SHRUBS AND PERENNIAL BEDS: 18" MIN.; b.) GROUNDCOVER: 6" MIN.; c.) TREES: SEE DETAIL; d.) SOD/SEED: 6" MIN.
- PROVIDE A SUBSURFACE ROOTBALL ANCHOR BY PLATIPUS EARTH ANCHORS, SIZE FOR CALIPER

PLANT SCHEDULE	SYM	QTY	LATIN NAME	COMMON NAME	SIZE	NOTES
SHADE TREES						
AF	3		ACER X FREEMANII 'ARMSTRONG'	ARMSTRONG MAPLE	2.5"-3" CAL.	B&B, 6' CLEAR BRANCHING
AR	21		ACER RUBRUM	RED MAPLE	2.5"-3" CAL.	B&B, 6' CLEAR BRANCHING
CC	2		CERCIS CANADENSIS	EASTERN REDBUD	7'-8' HT	B&B, SPECIMEN
CF	4		CORNUS FLORIDA	FLOWERING DOGWOOD	7'-8' HT	B&B, SPECIMEN
GT	7		GLIOMISIA TRICANTHOS 'SKYLINE'	SKYLINE HONEYLOCUST	2.5"-3" CAL.	B&B, 6' CLEAR BRANCHING
NS	9		NYSSA SYLVATICA	BLACK TUFLEO	2.5"-3" CAL.	B&B, 6' CLEAR BRANCHING
QB	6		QUERCUS BICOLOR	SWAMP WHITE OAK	2.5"-3" CAL.	B&B, 6' CLEAR BRANCHING
UA	10		ULMUS AMERICANA 'PRINCETON'	PRINCETON ELM	2.5"-3" CAL.	B&B, 6' CLEAR BRANCHING
EVERGREEN TREES						
PG	22		PICEA GLAUCA	WHITE SPRUCE	7'-8' HT	B&B
TP	12		THUJA PLICATA 'GREEN GIANT'	GREEN GIANT ARBORVITAE	7'-8' HT	B&B
SHRUBS AND GROUNDCOVERS						
CA	10		CLETHERA ALNIFOLIA 'HUMMINGBIRD'	SWEET PEPPERBUSH	5 GAL.	36" O.C., B&B
CP	8		COMPTONIA PEREGRINA	SWEET FERN	3 GAL.	36" O.C., B&B
CS	55		CORNUS SERICEA 'ARCTIC FIRE'	RED TWIG DOGWOOD	5 GAL.	48" O.C., B&B
CS1	15		CORNUS SERICEA 'KELSEY'	DWARF RED TWIG DOGWOOD	5 GAL.	30" O.C., B&B
HQ	25		HYDRANGEA QUERCIFOLIA	OAKLEAF HYDRANGEA	5 GAL.	48" O.C., B&B
IG	166		ILEX GLABRA 'SHAMROCK'	SHAMROCK INKBERRY	5 GAL.	48" O.C., B&B
IV	14		ILEX VERTICILLATA	WINTERBERRY HOLLY	5 GAL.	48" O.C., B&B
MP	66		MYRICA PENNSYLVANICA	BAYBERRY	5 GAL.	48" O.C., B&B
RG	51		RHUS AROMATICA 'GRO LOW'	FRAGRANT SUMAC	3 GAL.	36" O.C., B&B
VA	20		VIBURNUM ACERIFOLIUM	MAPLE LEAF VIBURNUM	5 GAL.	48" O.C., B&B
VD	11		VIBURNUM DENTATUM	ARROWWOOD VIBURNUM	5 GAL.	48" O.C., B&B
PERENNIALS AND ORNAMENTAL GRASSES						
AJ	73		ASTILBE JAPONICA 'MONTGOMERY'	MONTGOMERY ASTILBE	1 GAL.	18" O.C. CONTAINER
CM	70		CAREX MARROVII	JAPANESE GRASS SEDGE	1 GAL.	18" O.C. CONTAINER
EP	82		ECHINACEA PURPUREA	PURPLE CONEFLOWER	1 GAL.	18" O.C. CONTAINER
LS	130		LIRIOPE SPICATA	LILY TURF	1 GAL.	18" O.C. CONTAINER
NW	57		NEPETA X FAASSENII 'WALKERS LOW'	CATMINT	1 GAL.	18" O.C. CONTAINER
PA	156		PEROVSKIA ATRIPLICIFOLIA 'LITTLE SPIRE'	LITTLE SPIRE RUSSIAN SAGE	1 GAL.	18" O.C. CONTAINER
PH	177		PENNISETUM ALOPECUROIDES 'HAMEL'	HAMEL FOUNTAIN GRASS	1 GAL.	18" O.C. CONTAINER
PV	212		PANICUM VIRGATUM 'SHENANDOAH'	SWITCHGRASS	1 GAL.	30" O.C. CONTAINER
RF	166		RUDBECKIA FULGIDA 'GOLDSTURM'	BLACK EYED SUSAN	1 GAL.	18" O.C. CONTAINER
TC	51		TIARELLA CORDIFOLIA	FOAMFLOWER	1 GAL.	18" O.C. CONTAINER


LIGHTING SCHEDULE

SYMBOL	LABEL	MODEL	MOUNT	DESCRIPTION	OPTIONS	ARRANGEMENT
	XDL1	PRESOLITE LTR-6RD LTR-6RD-H-ML20L-DMT_LTR-6RF-T-ML2765T9WDS	RECESSED CEILING	COVERED ENTRY DOWNLIGHT	COLOR: BLACK	SINGLE
	XP1	BEACON RATIO SERIES RAR1-160-100-3K-4F	CONCRETE FOOTING	PARKING POLE LIGHT	COLOR: BLACK	SINGLE
	XP2	BEACON RATIO SERIES RAR1-160-100-3K-4F	CONCRETE FOOTING	PARKING POLE LIGHT	COLOR: BLACK	DOUBLE
	XP3	BEACON RATIO SERIES RAR1-160-100-3K7-4W-HSS-90-B	CONCRETE FOOTING	PARKING POLE LIGHT	COLOR: BLACK	SINGLE
	XP4	BEACON RATIO SERIES RAR-160-100-3K7-4W-BC	CONCRETE FOOTING	PARKING POLE LIGHT	COLOR: BLACK	SINGLE
	XP5	BEACON RATIO SERIES RAR-160-100-3K7-2-BC	CONCRETE FOOTING	PARKING POLE LIGHT	COLOR: BLACK	SINGLE
	XW1	BEACON RATIO WALL RWL1-48L-25-3K7-3-U	WALL MOUNT	WALL MOUNTED LIGHT	COLOR: BLACK	SINGLE
	XW2	BEACON RATIO WALL RWL1-48L-25-3K7-4W-U	WALL MOUNT	WALL MOUNTED LIGHT	COLOR: BLACK	SINGLE

CONTACT: ILLUMINATE, STEVE PRUDHOMME, (617) 947-8996; SUBMIT CUT SHEETS FOR APPROVAL



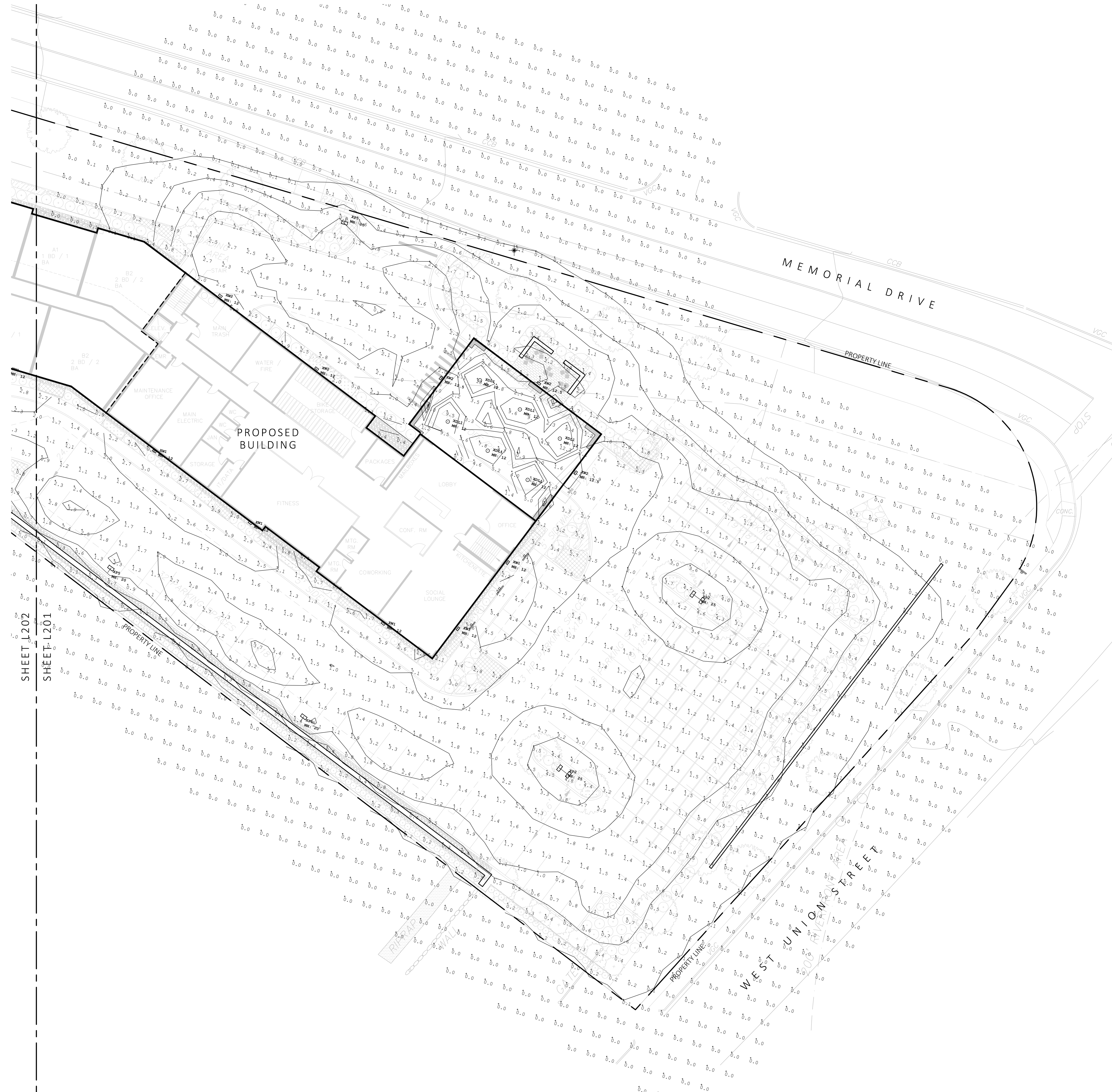
1 LANDSCAPE PLANTING AND LIGHTING ENLARGEMENT
1" = 10'-0"



REV. NO.	DATE	DESCRIPTION

LANDSCAPE PLANTING AND LIGHTING ENLARGEMENT

DRAWN: --
CHECKED: --
SCALE: AS NOTED
DATE: --
L101



Luminaire Schedule					
Qty	Label	Arr. Watts	Arrangement	LLF	Description
6	XDL1	36	SINGLE	0.900	LTR-6RD-H-ML20L-DMT_LTR-6RD-T-ML276T9WDS
2	XP1	97.2	SINGLE	0.900	RAR1-160L-100-3K-4F
2	XP2	194.4	BACK-BACK	0.900	RAR1-160L-100-3K-4F
2	XP3	90	SINGLE	0.900	RAR1-160L-100-3K7-4W-HSS-90-B
1	XP4	90	SINGLE	1.000	RAR-1-160L-100-3K7-4W-BC
8	XP5	90	SINGLE	0.900	RAR-1-160L-100-3K7-2-BC
6	XW1	28	SINGLE	0.900	RWL1-48L-25-3K7-3-U
5	XW2	28	SINGLE	0.900	RWL1-48L-25-3K7-4W-U

Calculation Summary						
Label	Units	Avg	Max	Min	Avg/Min	Max/Min
Site	Fc	0.76	13.0	0.0	N.A.	N.A.


1 LANDSCAPE LIGHTING AND PHOTOMETRICS ENLARGEMENT
1" = 20'-0"



MDLA
LANDSCAPE ARCHITECTURE

MICHAEL D'ANGELO
LANDSCAPE ARCHITECTURE, LLC
840 SUMMER STREET
SUITE 201A
BOSTON, MA 02127
1.303.592.4788
www.m-d-la.com

55 WEST UNION STREET
ASHLAND, MASSACHUSETTS
NOT FOR CONSTRUCTION



REV. NO.	DATE	DESCRIPTION

LANDSCAPE
LIGHTING AND
PHOTOMETRICS
ENLARGEMENT

DRAWN: --
CHECKED: --
SCALE: AS NOTED
DATE: --
L200

SHEET 00 OF 00

Luminaire Schedule					
Qty	Label	Arr. Watts	Arrangement	LLF	Description
6	XDL1	36	SINGLE	0.900	LTR-6RD-H-ML20L-DMT_LTR-6RD-T-ML2765T9WDS
2	XP1	97.2	SINGLE	0.900	RAR1-160L-100-3K-4F
2	XP2	194.4	BACK-BACK	0.900	RAR1-160L-100-3K-4F
2	XP3	90	SINGLE	0.900	RAR1-160L-100-3K7-4W-HSS-90-B
1	XP4	90	SINGLE	1.000	RAR-1-160L-100-3K7-4W-BC
8	XP5	90	SINGLE	0.900	RAR-1-160L-100-3K7-2-BC
6	XW1	28	SINGLE	0.900	RWL1-48L-25-3K7-3-U
5	XW2	28	SINGLE	0.900	RWL1-48L-25-3K7-4W-U

Calculation Summary						
Label	Units	Avg	Max	Min	Avg/Min	Max/Min
Site	Fc	0.76	13.0	0.0	N.A.	N.A.



MDLA
LANDSCAPE ARCHITECTURE

MICHAEL D'ANGELO
LANDSCAPE ARCHITECTURE, LLC
840 SUMMER STREET
SUITE 201A
BOSTON, MA 02127
1.303.592.4788
www.m-d-la.com

55 WEST UNION STREET
ASHLAND, MASSACHUSETTS
NOT FOR CONSTRUCTION




REV. NO.	DATE	DESCRIPTION

LANDSCAPE
LIGHTING AND
PHOTOMETRICS
ENLARGEMENT

DRAWN: --
CHECKED: --
SCALE: AS NOTED
DATE: --
L201

SHEET 00 OF 00

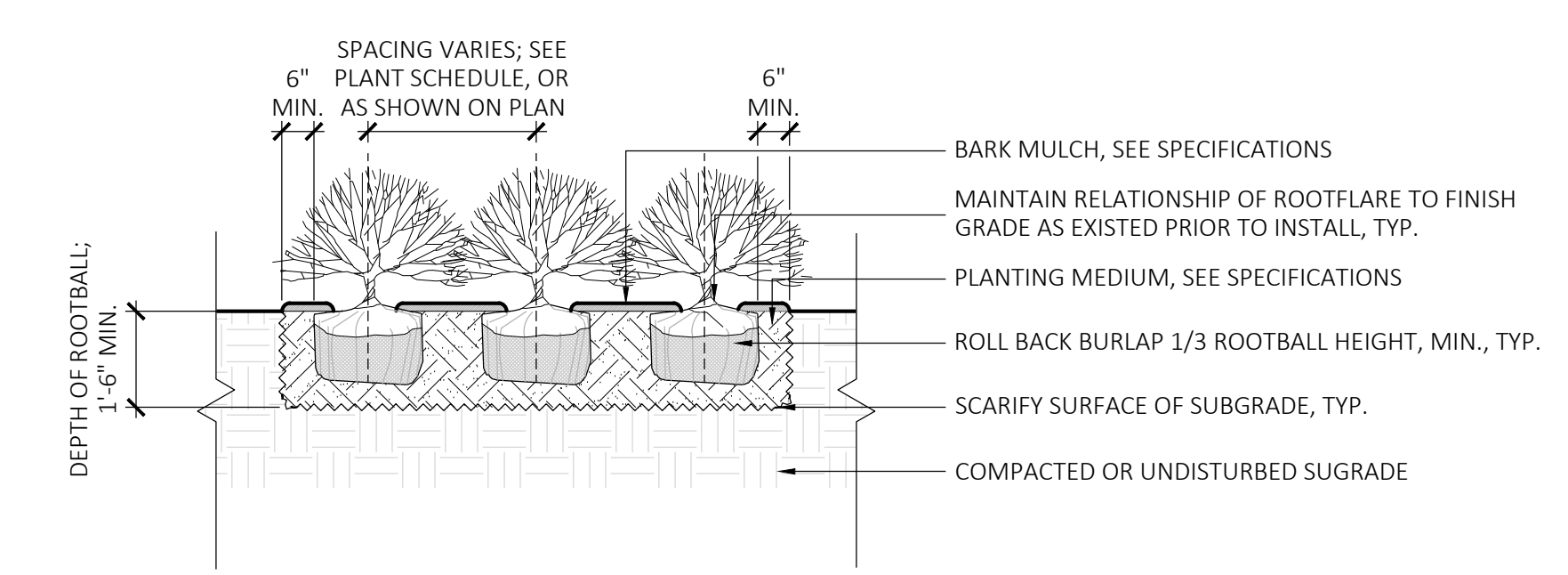




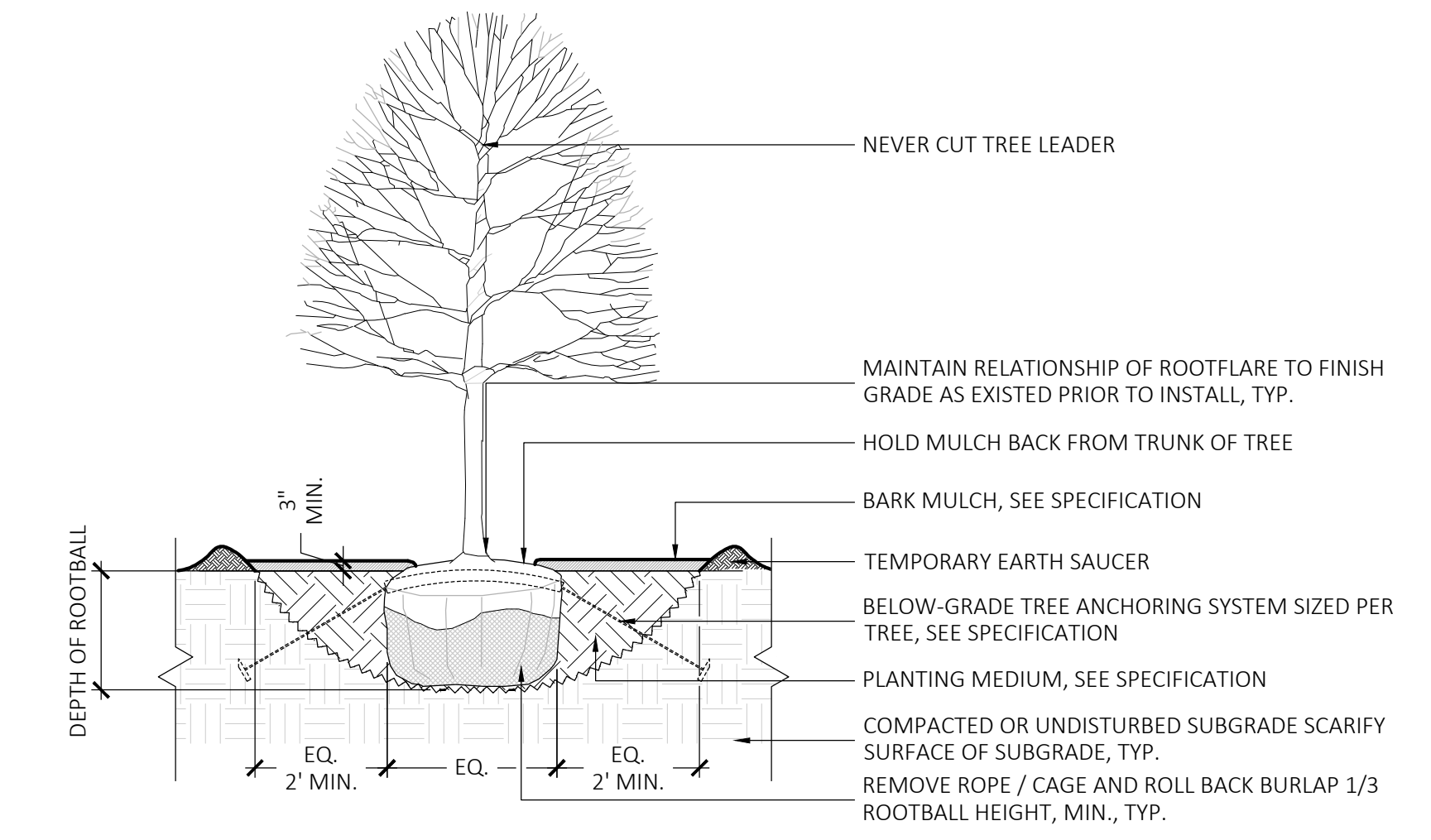
REV. NO.	DATE	DESCRIPTION

LANDSCAPE
DETAILS

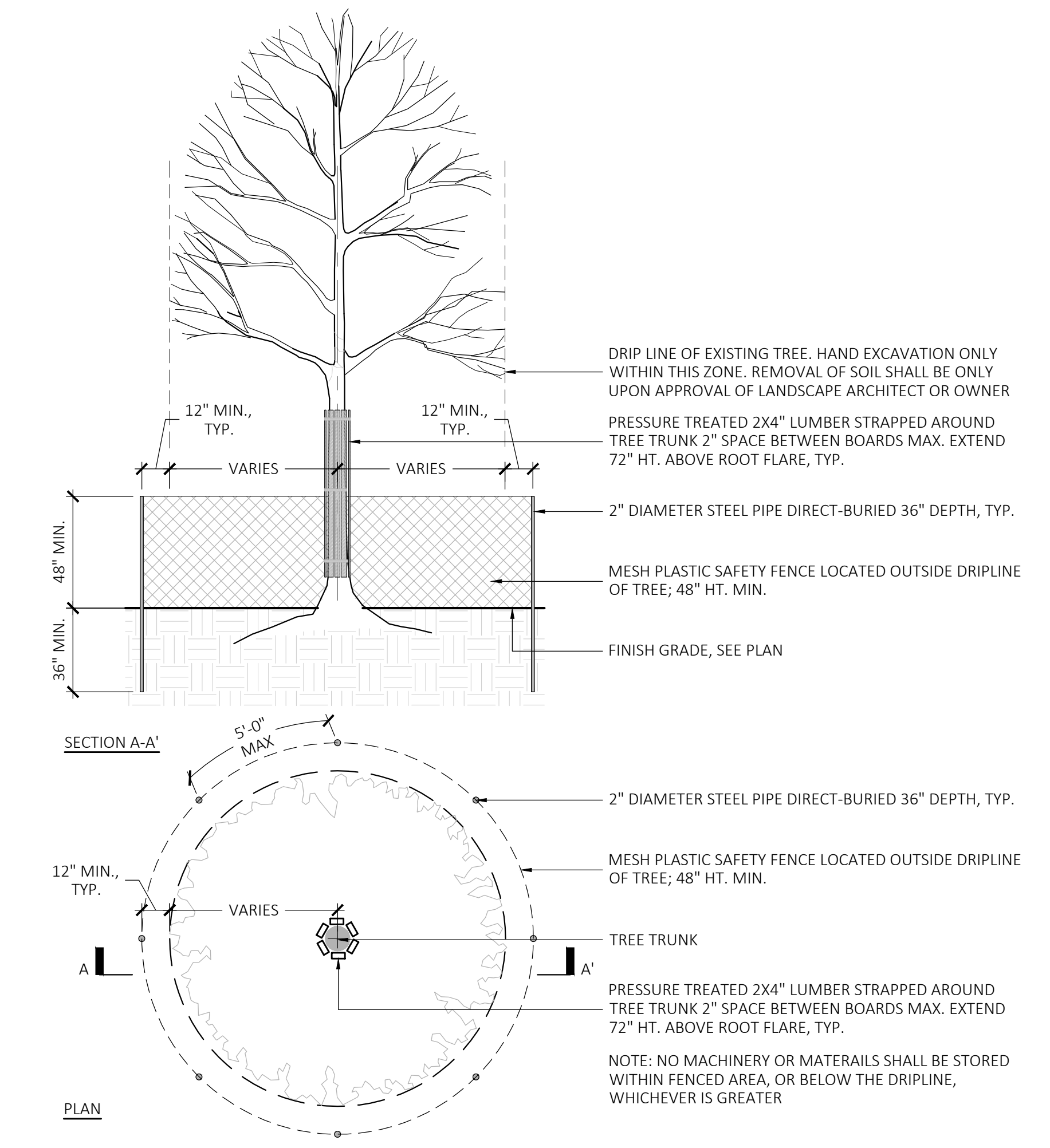
DRAWN:	L300
CHECKED:	
SCALE: AS NOTED	
DATE:	



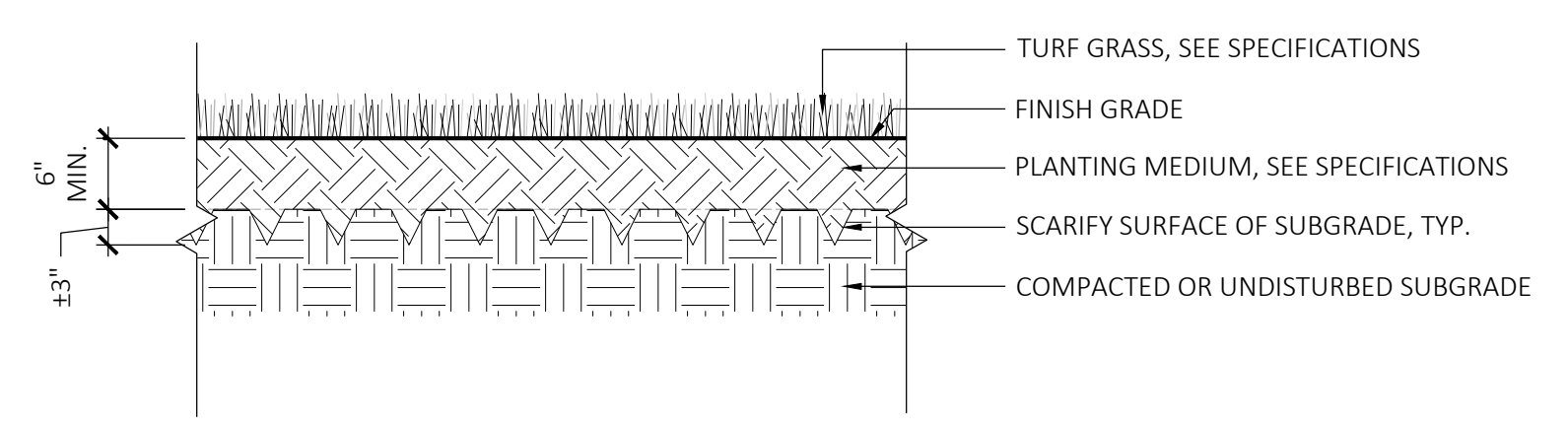
3 SHRUB PLANTING
SCALE: 3/8" = 1'-0"



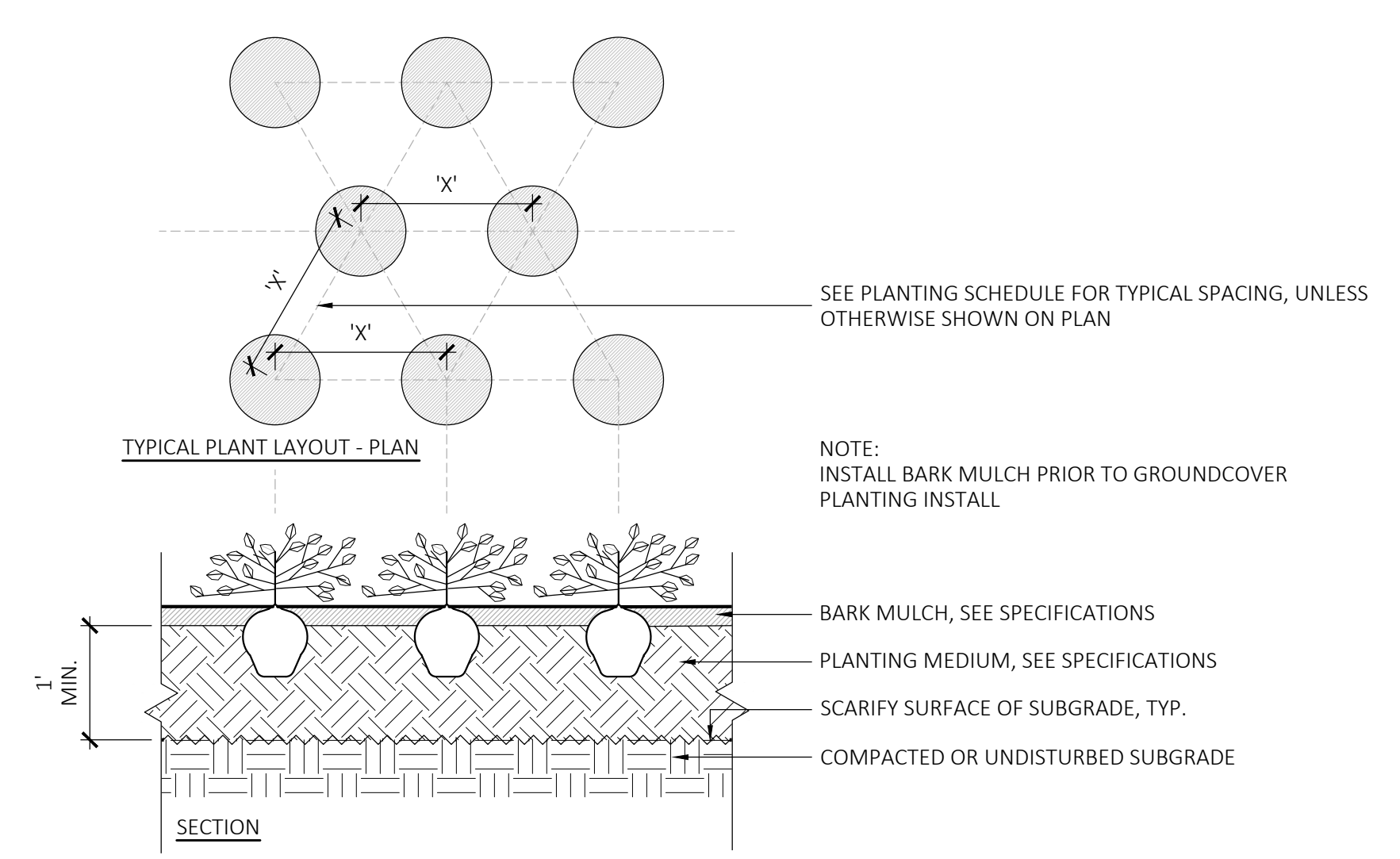
2 DECIDUOUS TREE PLANTING
SCALE: 1/4" = 1'-0"



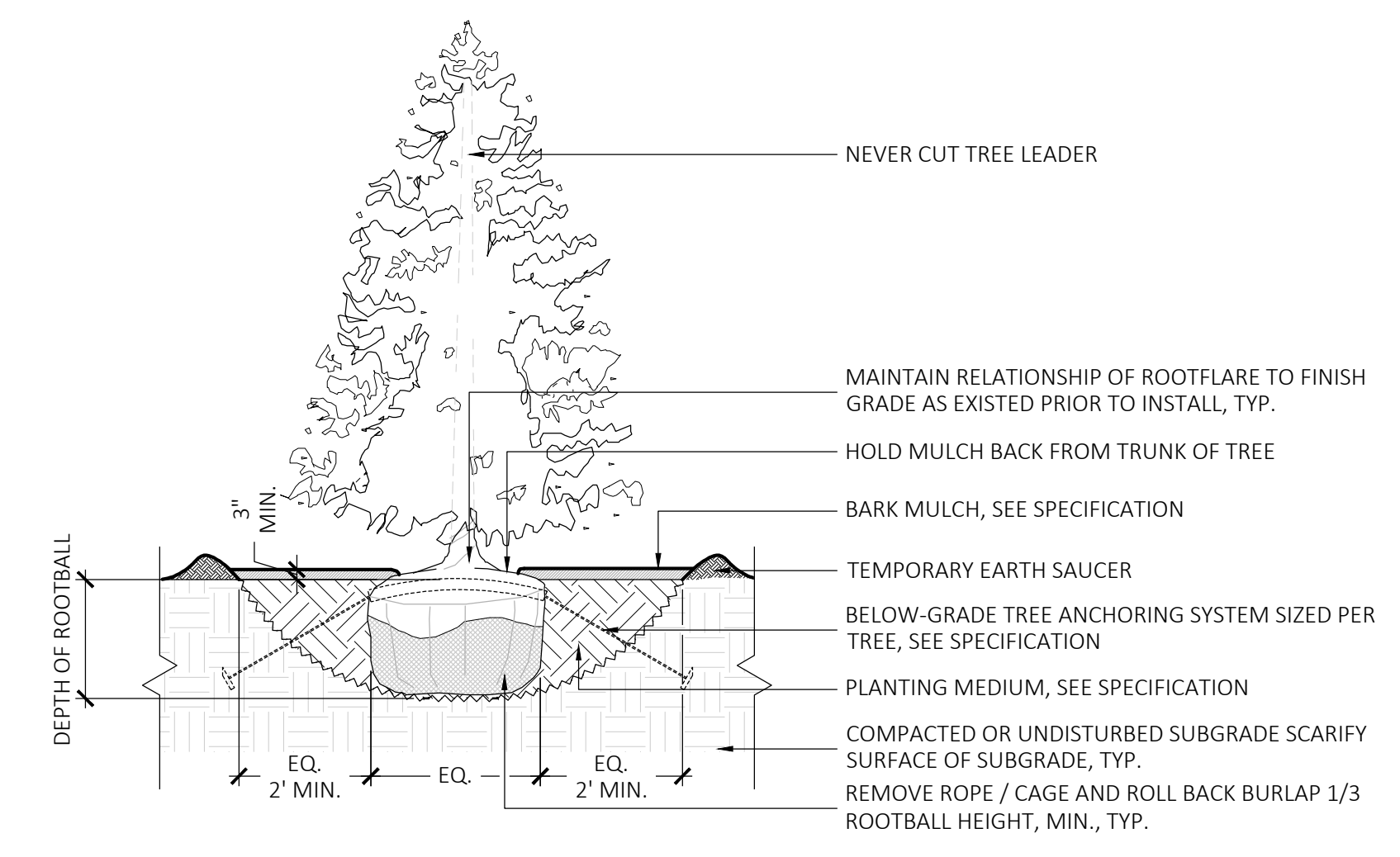
1 TREE PROTECTION
SCALE: 1/4" = 1'-0"



6 LAWN
SCALE: 3/8" = 1'-0"



5 GROUND COVER PLANTING
SCALE: 3/8" = 1'-0"



4 EVERGREEN TREE PLANTING
SCALE: 1/4" = 1'-0"

NEW ENGLAND WETLAND PLANTS, INC
14 Pearl Lane South Hadley, MA 01075
PHONE: 413-548-8000 FAX: 413-549-4000
EMAIL: INFO@NEWP.COM WEB ADDRESS: WWW.NEWP.COM
New England Conservation/Wildlife Mix

Botanical Name	Common Name	Indicator
<i>Elymus virginicus</i>	Virginia Wild Rye	FACW-
<i>Schizachyrium scoparium</i>	Little Bluestem	FACU
<i>Andropogon gerardii</i>	Big Bluestem	FACU
<i>Festuca rubra</i>	Red Fescue	FACU
<i>Sorghastrum nutans</i>	Indian Grass	UPL
<i>Panicum virgatum</i>	Switch Grass	FAC
<i>Chamaecrista fasciculata</i>	Partridge Pea	FACU
<i>Desmodium canadense</i>	Showy Tick Trefoil	FAC
<i>Asclepias tuberosa</i>	Butterfly Milkweed	NI
<i>Bidens frondosa</i>	Beggar Ticks	FACW
<i>Eupatorium purpureum (Eutrochium maculatum)</i>	Purple Joe Pye Weed	FAC
<i>Rudbeckia hirta</i>	Black Eyed Susan	FACU-
<i>Aster pilosus (Symphyotrichum pilosum)</i>	Heath (or Hairy) Aster	UPL-
<i>Solidago juncea</i>	Early Goldenrod	

APPLY: 25 LBS/ACRE 1750 sq ft/b

The New England Conservation/Wildlife Mix provides a permanent cover of grasses, wildflowers, and legumes. For both good erosion control and wildlife habitat value. The mix is designed to be a no maintenance seeding, and is appropriate for cut and fill slopes, detention basin side slopes, and disturbed areas adjacent to commercial and residential projects.

New England Wetland Plants, Inc. may modify seed mixes at any time depending upon seed availability. The design criteria and ecological function of the mix will remain unchanged. Price is 5/bulk pound, FOB warehouse, Plus 94 and applicable taxes.

4 NEW ENGLAND CONSERVATION/WILDLIFE MIX
SCALE: NTS

DATE: LOCATION:
TYPE: PROJECT:
CATALOG #: LITEISTRY

prescolite
LITEISTRY 6" ROUND DOWNLIGHT

FEATURES

- 6" architectural LED downlight delivering 600 - 9000 lm
- Five beam distributions from 0.3 to 11 Spacing Criteria
- Quiet reflector appearance with superior 50:1 optical cutoff
- 2700K - 5000K, 80+ and 90+ CRI options
- Available for New Construction from IC, IC and Chicago Premium applications
- Variety of dimming protocol options including 0-10V, DALI, DMX, and Lutron Ecosystem
- NX Lighting Controls wired and wireless controls capability available

CONTROL TECHNOLOGY

SERVICE PROGRAMS
tradeSELECT QS10

Lumen Package	1" Length (inches)	1" Width (inches)	1" Height (inches)	Weight (lb)
06L-15L	14.56 (375)	14.36 (365)	5.9 (153)	78 (3.5)
20L-35L	14.56 (375)	14.36 (365)	4.68 (119)	82 (3.7)
25L-40L	14.56 (375)	14.36 (365)	7.88 (200)	8.8 (4)
50L-60L	14.56 (375)	14.36 (365)	8.24 (210)	9.9 (4.5)
70L-90L	14.56 (375)	15.56 (395)	11.51 (294)	10 (4.5)

CONSTRUCTION

- Standard Non-IC, Chicago Premium and IC options
- Patented steel durable-steel platform with pre-installed bar hangers
- The wired junction box with snap-on covers for easy access
- Snap-in connector from driver compartment allows easy installation
- Light Engine connectors use premium rated (CMT) cable

OPTICS

- Visually pleasing 50° cutoff to source and source escape
- The light distribution is free of distracting bright spots or glare and the perimeter has a smooth transition
- Optical grade silicone lens integral to light engine
- High purity spun aluminum reflector, self-fangled
- Flush Mount flange option with mud-in ring available
- Large selection of anodized finishes and colors
- Patented cones and flange options available

ELECTRICAL

- Chip-on-board LED with 2 SDCM
- Multiple CCT, 80+ or 90+ CRI
- Long LED life: L90 at >55,000 hours (TM-2)
- Universal voltage 120V-277V driver, 347V optional (by order) or Prescote necessary low voltage protection

ELECTRICAL (CONTINUED)

- Flicker free 0-10V dimming with 1% or <1% performance
- DALI, DMX, and Lutron Ecosystem options
- NX Lighting Controls provides options for standalone and networked functionality with wired or wireless connectivity for NX system (dependent)
- Lutron Alpha control options also available
- Integral and remote controller and battery pack options available
- Refer to additional literature (check for information on SwitchLogic™, Double White or Dim-to-Warm or solutions)

INSTALLATION

- Requires ceiling thickness up to 2" (SL, ML, HL up to 12" (VL, XL) (See DIMENSIONS section for details)
- Universal adjustable mounting brackets also accept 1" EMT conduit or 1/2" or 1" tubing channel (by order) or Prescote necessary low voltage protection (804 or 806)

CERTIFICATIONS

- cCSAus certified to UL 1598
- For 270L, Marked spacing required 30" feature center to center, 36" feature center to building member; 0" above feature
- Suitable for wet locations, covered ceiling, 804, 806, Suitable for damp locations

WARRANTY

- 5-year warranty

KEY DATA

Lumen Package	600-9000
Warranty Range	5-9Y
Efficiency Range (LPW)	94-104
Reported Life (Hours)	150,000-55,000
Input Current (mA)	65-425 (220V)

Based on SpecLink, 80, 80 CRI

currentlighting.com/prescolite

3 XDL1 - RECESSED BUILDING LIGHT
SCALE: NTS

DATE: LOCATION:
TYPE: PROJECT:
CATALOG #: RATIO Wall

BEACON
RATIO Wall
RW1/RW2 LED WALLPACK

FEATURES

- Low profile LED wall luminaire with a variety of IES distributions for lighting applications such as retail, commercial and industrial building mount
- Featuring Strike and Micro Strike Optics which maximizes target zone illumination with minimal losses at the house-side, reducing light trespass issues
- Visual comfort standard
- Control options including photo control, occupancy sensing, NX Distributed Intelligence™, LightGRID™ and 7-Pin with networked controls
- Battery Backup options available for emergency code compliance
- Quick-mount adapter allows easy installation/maintenance
- 347V and 480V versions for industrial applications and Canada

CONTROL TECHNOLOGY

SERVICE PROGRAMS
QS10

WEIGHT

RW1	6.5 lb / 2.95 kg
RW2	10.5 lb / 7.48 kg

CONSTRUCTION

- Die-cast housing with hidden vertical heat fins that are optimal for heat dissipation while keeping a clean smooth outer surface
- Corrosion resistant, die-cast aluminum housing with powder coat paint finish
- Powder paint finish provides durability in outdoor environments. Tested to meet 1000 hour salt spray rating

OPTICS

- Entire optical aperture illuminates to create a larger luminous surface area resulting in a low glare appearance without sacrificing optical performance
- 48 or 160 midpower LEDs
- 3000K, 4000K or 5000K (70 CRI/80 CRI CCT)
- Zero uplight distributions
- LED optics provide IES types II, III and IV distributions. Type I only available in RW2 configurations

ELECTRICAL

- 120V-277V universal voltage 50/60Hz 0-10V dimming drivers
- 347V and 480V dimmable driver option for all wattages above 35W
- Ambient operating temperature -40°C to 40°C
- Driver Rpt 45 and IP66

ELECTRICAL (CONTINUED)

- 100V Surge Protector optional
- Drivers have greater than 90 power factor and less than 20% Total Harmonic Distortion
- Dual Driver option provides 2 drivers within luminaire but only one set of leads exiting the luminaire, where Dual Power Feed provides two drivers which can be wired independently as two sets of leads are exiting from the luminaire. Both options can not be included in one same fixture
- Dimming drivers are standard and dimming leads are extended out of the luminaire unless control options require connection to the dimming leads. Must specify if wiring leads are to be greater than 6" standard

INSTALLATION

- Quick-mount adapter provides easy installation to wall or to recessed junction boxes (4" square junction box)
- Designed for direct j-box mount
- Integral back box contains 12" conduit hubs
- Integral backbox provided as standard with selection of some options

CONTROL (CONTINUED)

- Dual Driver and Dual Power Feed options creates product configuration with 2 internal drivers for code compliance
- Please consult brand or sales representative when combining control and electrical options as some combinations may not operate as anticipated depending on your application
- LightGRID™ available with in future wireless control module, features dimming and occupancy sensor. Also available in 7-pin configuration

CERTIFICATIONS

- Certified to UL 1598 and CSA 22.2/250-24 for wet locations
- IP65 rated housing
- DLCP (DesignLights Consortium) Qualified, with some Premium Qualified configurations. Not all product variations listed in this document are DLCP qualified. Refer to <http://www.designlights.org> for the most up-to-date list
- Emergency battery backup options like California Energy Commission (CEC) Title 20 Compliant
- Meets EIA requirements using 3K CCT configuration at 0 degrees or tilt

WARRANTY

- 5 year limited warranty

currentlighting.com/beacon

2 XW1 AND XW2 WALL MOUNTED LIGHT
SCALE: NTS

DATE: LOCATION:
TYPE: PROJECT:
CATALOG #: RATIO Series

BEACON
RATIO Series
AREASITE LIGHTER

FEATURES

- Low profile LED areasite luminaire with a variety of IES distributions for lighting applications such as retail, commercial and campus parking lots
- Featuring Strike and Micro Strike Optics which maximizes target zone illumination with minimal losses at the house-side, reducing light trespass issues
- Visual comfort standard
- Compact and lightweight design with low EPR
- 3G rated for high vibration applications including bridges and overpasses
- Control options including photo control, occupancy sensing, NX Distributed Intelligence™ and 7-Pin with networked controls
- Best in class surge protection available

CONTROL TECHNOLOGY

SERVICE PROGRAMS
STOCK QS10

WEIGHT

RAR1	13.5 lb / 6.1 kg	458' / 13m ²
RAR2	24 lb / 10.9 kg	555' / 17m ²

CONSTRUCTION

- Recliner form mimics the traditional photo-box form factor keeping a similar but updated style and appearance, ideal for retrofit applications
- Die-cast housing with hidden vertical heat fins that are optimal for heat dissipation while keeping a clean smooth outer surface
- Corrosion resistant, die-cast aluminum housing with powder coat paint finish

OPTICS

- Entire optical aperture illuminates to create a larger luminous surface area resulting in a low glare appearance without sacrificing optical performance
- 80, 160, 320 or 480 midpower LEDs
- 3000K, 4000K or 5000K (70 CRI) CCT
- Zero uplight at 0 degrees of tilt
- Field rotatable optics

ELECTRICAL

- 120-277 VAC or 347-480 VAC input voltage, 50/60 Hz
- Ambient operating temperature -40°C to 40°C
- Drivers have greater than 90% power factor
- LED drivers have output power over-voltage, over-current protection and short circuit protection with auto recovery
- Field replaceable surge protection device provides 20kA protection meeting ANSI/IEEE C62.41-C2, Category C, High and Surge Location Category C1, Automatically tests fixture on-site for protection when device is compromised

INSTALLATION

- Standard square arm mount, compatible with E3 rail pattern
- Optional universal mounting block for ease of installation during retrofit applications. Available as an option or accessory for square and round poles.
- Knuckle arm fiber optic available for 2-3/8" OD lens. Max tilt of 60 degrees with 4 degree adjustable increments. (Restrictions apply for 7-pin options)

CONTROL (CONTINUED)

- Photo control, occupancy sensor and wireless available for complete on/off and dimming control
- 7-pin ANSI C136.41-2013 photocontrol receptacle option available for twist lock photocontrols or wireless control modules (control accessories sold separately)
- 0-10 V Dimming Drivers are standard and dimming leads are extended out of the luminaire unless control options require connection to the dimming leads. Must specify if wiring leads are to be greater than the 6" standard
- NX Distributed Intelligence™ available with in future wireless control module, features dimming and occupancy sensor

CERTIFICATIONS

- DLCP (DesignLights Consortium) Qualified, with some Premium Qualified configurations. Not all product variations on this page are DLCP Qualified. Refer to www.designlights.org for the most up-to-date list
- Listed to UL 598 and CSA C22.2/250-24 for wet locations and 40°C ambient temperatures
- 3G rated for ANSI C136.31 high vibration applications
- Feature a IP66 rated
- Meets EIA recommendations using 3K CCT configuration at 0 degrees of tilt
- This product meets federal procurement law requirements under the Buy American Act FAR 52.225-9 and Title 48 CFR 101-11.6 (See Buy American) Solutions link to www.currentlighting.com/buy-american

WARRANTY

- 5 year limited warranty
- See full Standard Warranty for additional information

currentlighting.com/beacon

1 XP1, XP2, XP3, XP4, XP5 - PARKING POLE LIGHT
SCALE: NTS

MDLA
LANDSCAPE ARCHITECTURE

MICHAEL D'ANGELO
LANDSCAPE ARCHITECTURE, LLC

840 SUMMER STREET
SUITE 201A
BOSTON, MA 02127
1.333.592.4788
www.m-d-l-a.com

55 WEST UNION STREET
ASHLAND, MASSACHUSETTS
NOT FOR CONSTRUCTION

STAMP
MASSACHUSETTS
REGISTERED LANDSCAPE ARCHITECT
NO. 4006
MICHAEL D'ANGELO

REV. NO.	DATE	DESCRIPTION

DRAWN: --
CHECKED: --
SCALE: **L301**
AS NOTED
DATE: --

SHEET 00 OF 00

Page 1 of 23
Rev: 07/2022
BEA_Ratio_RAR_1_2_3Rev_01